

Subject: Corrigendum to SFQP of Civil works for site packages Doc No: C/ FQA/SFQP/SITE-CIVIL-2012 (Rev. 05) Dtd. 10.07.2024

S. No.	Description of Activity	Tests/Checks to be done	Ref. documents	Check/Testing		Counter Check/Test by POWERGRID	Accepting authority in POWERGRID
				Agency	Extent		

SFQP Cl. 1(2) Page no (1 of 34) [Existing Clause]

1.	2. Field Compaction test	2. Field dry density & moisture content test for each layer of compaction	IS: 2720:1983, Reaffirmed 2020 & POWERGRID Specification	Contractor Field lab/ Powergrid approved lab.	One sample per 25000 Cum. Or part thereof for compacted soil for each compacted layer.	-do-	-do-
----	--------------------------	---	--	--	---	------	------

SFQP Cl. 1(2) Page no (1 of 34) [Revised Clause]

1.	2. Field Compaction test	2. Field dry density & moisture content test for each layer of compaction	IS: 2720:1983, Reaffirmed 2020 & POWERGRID Specification	Contractor Field lab/ Powergrid approved lab.	One sample for every 2500 Sam. Or part thereof for compacted soil for each compacted layer.	-do-	-do-
----	--------------------------	---	--	--	--	------	------



Ankit

SFQP Cl. 2.A.1.2 Page no (2 of 34) [Existing Clause]

2.	A.1	2.Physical tests	As per document at Annexure-I of this FQP	Contractor Samples to be taken jointly with POWERGRID and tested at POWERGRID approved lab	<p>(i) No physical testing is required in case of cement procured directly from the main producer/manufacturer and if cement (in good condition without setting) is used within three (3) months from the manufacturing date based on MTC. MTC shall be reviewed</p> <p>(ii) Testing (Physical & Chemical) shall be done in case storage of cement is more than three (3) months.</p> <p>Note: In case small works having contract value not more than Rs 15 Lakhs, no testing is required in case cement procured directly from the main producer/manufacturer or authorised /notified distributor/dealer of the Main producer and if cement (in good condition without setting) is used within three (3) months from the manufacturing date based on MTC. MTC shall be reviewed.</p>	<p>100% review of lab test results. Test results shall be sent by the Lab. by E-mail directly to POWERGRID. Further, a hard copy of test certificate shall also be sent by the Lab directly to POWERGRID by postal Address.</p>	Site In-charge
----	-----	------------------	---	--	--	---	----------------

SFQP Cl. 2.A.1.2 Page no (2 of 34) [Revised Clause]

2.	A.1	2.Physical tests	As per document at Annexure-I of this FQP	Contractor Samples to be taken jointly with POWERGRID and tested at POWERGRID approved lab	<p>(i) No testing is required in case of cement Procured directly from the main producer/manufacturer/<u>authorized dealer with traceability</u> and if cement (in good condition without setting) is used within three (3) months from the manufacturing date based on MTC. MTC Shall be reviewed.</p> <p>(ii) Testing (Physical & Chemical) shall be done in case storage of cement is more than three (3) months.</p>	<p>100% review of lab test results. Test results shall be sent by the Lab. by E-mail directly to POWERGRID. Further, a hard copy of test certificate shall also be sent by the Lab directly to POWERGRID by postal Address.</p>	Site In-charge
----	-----	------------------	---	--	--	---	----------------



Ankit

					Note: In case small works having contract value not more than Rs 15 Lakhs, no testing is required in case cement procured directly from the main producer/manufacturer or authorised /notified distributor/dealer of the Main producer and if cement (in good condition without setting) is used within three (3) months from the manufacturing date based on MTC. MTC shall be reviewed.	
--	--	--	--	--	---	--

General Notes Point No. 5 [Existing Clause]

General Notes Point No. 5 Page No. (28 of 34) [Existing Clause]	In case of deviation the approving authority will be one step above the officer designated for acceptance in this quality plan subject to minimum level of <u>Line in charge.</u>
---	---

General Notes Point No. 5 [Revised Clause]

General Notes Point No. 5 Page No. (28 of 34) [Revised Clause]	In case of deviation the approving authority will be one step above the officer designated for acceptance in this quality plan subject to minimum level <u>Site in charge.</u>
--	--


General Notes Point No. 16 [Existing Clause]

General Notes Point No. 16 Page No. (29 of 34) [Existing Clause]	Standard marking of ISI mark along with license number (<u>Seven-digit no., represented as CM/ L----</u>) should be verified for construction materials and test certificate submitted for review.
--	--

General Notes Point No. 16 [Revised Clause]

General Notes Point No. 16 Page No. (29 of 34) [Revised Clause]	Standard marking of ISI mark along with license number (<u>represented as CM/ L----</u>) wherever applicable should be verified for construction materials and test certificate submitted for review.
---	--




 21/11/2025
 अंकित मीना / ANKIT MEENA
 Engineer (Field Quality Assurance)
 पावर ग्रिड कॉर्पोरेशन ऑफ इंडिया लिमिटेड
 Power Grid Corporation of India Ltd.
 (एनएसएसएल का उद्यम) / (A Govt. of India Enterprise)
 Plot No.-2, Sector-29, Gurgaon-122 001 (Haryana)

STANDARD FIELD QUALITY PLAN

Item	Civil Works for Site Packages
Applicability	POWERGRID Projects
Date of Issue	10.07.2024
Validity	Till next revision

SFQP No.	DOC No.: C/FQA/SFQP/SITE-CIVIL-2012
REV.	05

S. No.	Description of Activity	Tests/Checks to be done	Ref. documents	Check/Testing		Counter Check/Test by POWERGRID	Accepting authority in POWERGRID
				Agency	Extent		
1.	Earth Work (Site Levelling)						
	Mandatory testing for filling			Contractor From Powergrid approved lab.	One sample per 25000 Cum. Or part thereof for each type & source of filling material.	100% review of lab test results	Site In-charge
	1. Proctor compaction test	1. Proctor compaction test for maximum dry density	IS: 2720:1983, Reaffirmed 2020 & POWERGRID Specification	-do-	-do-	-do-	-do-
		2. Optimum Moisture Content	-do-	-do-	-do-	-do-	-do-
	2. Field Compaction test	2. Field dry density & moisture content test for each layer of compaction	IS: 2720:1983, Reaffirmed 2020 & POWERGRID Specification	Contractor Field lab/ Powergrid approved lab.	One sample per 25000 Cum. Or part thereof for compacted soil for each compacted layer.	-do-	-do-
2.	Civil Works						
	A) Materials	1. Brand approval	Cement of approved brands according to the COV in POWERGRID web site may be procured and validity of BIS	Contractor	As proposed by Contractor	Any new brand cement proposed by Contractor shall be assessed by RHQ-FQA and approved by Regional Head with BIS License, validity. After approval, details shall be forwarded to CC FQA for uploading in COV.	FQA-RHQ
	1.Cement						



STANDARD FIELD QUALITY PLAN

Item	Civil Works for Site Packages
Applicability	POWERGRID Projects
Date of Issue	10.07.2024
Validity	Till next revision

SFQP No.	DOC No.: C/FQA/SFQP/SITE-CIVIL-2012
REV.	05

S. No.	Description of Activity	Tests/Checks to be done	Ref. documents	Check/Testing		Counter Check/Test by POWERGRID	Accepting authority in POWERGRID
				Agency	Extent		
			license to be ensured.				
		2. Physical tests	As per document at Annexure-I of this FQP	Contractor Samples to be taken jointly with POWERGRID and tested at POWERGRID approved lab	(i) No physical testing is required in case of cement procured directly from the main producer/manufacturer and if cement (in good condition without setting) is used within three (3) months from the manufacturing date based on MTC. MTC shall be reviewed (ii) Testing (Physical & Chemical) shall be done in case storage of cement is more than three (3) months. Note: In case small works having contract value not more than Rs 15 Lakhs, no testing is required in case cement procured directly from the main producer/manufacturer or authorised /notified distributor/dealer of the Main producer and if cement (in good condition without setting) is used within three (3) months from the manufacturing date based on MTC. MTC shall be reviewed.	100% review of lab test results. Test results shall be sent by the Lab. by E-mail directly to POWERGRID. Further, a hard copy of test certificate shall also be sent by the Lab directly to POWERGRID by postal Address.	Site In-charge
		3. Chemical Tests: Chemical composition of Cement	-do-	Contractor to submit MTC	Review of all MTC's	100% review of MTC test results	Site In-charge
	2a). Reinforcement Steel	1. Source approval	May be procured either from producers directly or through the authorized dealers who can produce MTC from producers with	Contractor	As proposed by contractor.	Material shall be supplied from Producers / authorized dealers.	Site In-charge



STANDARD FIELD QUALITY PLAN

Item	Civil Works for Site Packages
Applicability	POWERGRID Projects
Date of Issue	10.07.2024
Validity	Till next revision

SFQP No.	DOC No.: C/FQA/SFQP/SITE-CIVIL-2012
REV.	05

S. No.	Description of Activity	Tests/Checks to be done	Ref. documents	Check/Testing		Counter Check/Test by POWERGRID	Accepting authority in POWERGRID
				Agency	Extent		
					tested at POWERGRID approved Lab. * <u>Note:</u> All sizes of 10mm and above shall be taken for testing in every 100MT. ## Three samples of each size of Reinforcement steel (all sizes of 10mm & above) out of 100MT steel Lot need to be physically weight at site in presence of POWERGRID to ascertain their acceptance as per technical specification. The weighted samples at site may be kept under custody for three months for further examination by any auditing authority (if required). If the total quantity requirement is less than 5 MT. MTC shall be reviewed; no testing is required.		
	2.b) Steel Jointing Coupler		IS 16172:2023	Contractor	Use of Couplers for jointing reinforcement steel: In addition to present TS Provisions, Reinforcement couplers for mechanical splices of bars in concrete is incorporated as per IS 16172:2023 as an alternative to the present practices	100% (Steel Jointing Coupler shall comply IS 16172:2023)	Site In charge
	2. c) Structural steel. For roof truss, door & window frames, boundary wall, gates, grills, railings gratings & rolling shutter etc.	Source to be proposed by contractor.	POWERGRID Specification	Contractor	As proposed by contractor	To verify documents.	Site In charge



STANDARD FIELD QUALITY PLAN

Item	Civil Works for Site Packages
Applicability	POWERGRID Projects
Date of Issue	10.07.2024
Validity	Till next revision

SFQP No.	DOC No.: C/FQA/SFQP/SITE-CIVIL-2012
REV.	05

S. No.	Description of Activity	Tests/Checks to be done	Ref. documents	Check/Testing		Counter Check/Test by POWERGRID	Accepting authority in POWERGRID
				Agency	Extent		
		1. Visual & Dimensional check for damages, rusting & pitting, welding, primer coating, painting/ galvanizing as applicable.	POWERGRID Specification and approved drawing.	Contractor	100%	random	Site Engineer
		2. Physical properties. a) Structural steel (except tubular pipes)	IS: 2062:2011 POWERGRID Specification and approved drawing.	Contractor	a) 1 sample per 20 MT or part thereof for tensile and bend test of each size. Samples to be tested in POWERGRID accepted lab. If the quantity is less than 5 MT no testing is required.	Review of lab test results by POWERGRID	Site In charge
		b) Steel Tubular pipes	IS: 2062:2011 POWERGRID Specification and approved drawing.	Contractor	b) 1 sample per 8 MT or part thereof for tensile and bend test of each size. Samples to be tested in POWERGRID accepted lab. If the quantity is less than 3 MT no testing is required.	Review of lab test results by POWERGRID	Site In charge
	3. Coarse Aggregates	1. Source approval	Source with materials meeting POWERGRID Specification	Contractor	Proposed by the Contractor, indicating the location of the quarry and based on the test results of Joint samples tested at POWERGRID approved Lab.	To review the proposal based on the documents	Site In-charge Once approved, the quarry shall be used for all the running contracts under various packages.
		2. Physical tests	As per document at Annexure-3 of this FQP	Contractor	One sample per 200 cum or part thereof, samples to be tested by Contractor in POWERGRID approved lab	100% review of lab test results.	Site Engineer.



STANDARD FIELD QUALITY PLAN

Item	Civil Works for Site Packages
Applicability	POWERGRID Projects
Date of Issue	10.07.2024
Validity	Till next revision

SFQP No.	DOC No.: C/FQA/SFQP/SITE-CIVIL-2012
REV.	05

Page 6 of 34

S. No.	Description of Activity	Tests/Checks to be done	Ref. documents	Check/Testing		Counter Check/Test by POWERGRID	Accepting authority in POWERGRID
				Agency	Extent		
	4. Fine aggregate	1. Source approval	Source with materials meeting POWERGRID Specification	Contractor	Proposed by the Contractor, indicating the location of the quarry and based on the results of Joint samples tested in POWERGRID approved lab.	To review the proposal based on the documents.	Site In-charge Once approved, the particular source shall be used for all the running contracts under various packages.
		2. Physical test	As per Annexure-4 of this FQP	Contractor	One sample per 200 cum or part thereof, samples to be tested by Contractor in POWERGRID approved lab.	100% review of lab test results.	Site Engineer
	5. Water	1. Cleanliness (Water shall be fresh and clean)	POWERGRID Specification	Contractor	100% visual check at Field	Verification at random	Site Engineer
		2. PH Value	- do -	Contractor	One sample per source	100% review of the field test results Ph not less than 6	Site Engineer
	6. Design Mix Concrete mix proportion (Applicable for Design Mix)	Ratio of mix proportion	Approval of Design Mix submitted by contractor based on inputs furnished by POWERGRID as per Annexure-9 of this FQP.	Contractor	One sample per source	100% review of test results	Site In charge in consultation with Regional engineering department.
	B) During concreting 1. Workability (For concreting not less than 1:3:6)	Slump test as per IS 1199- 2018, Reaffirmed 2023	Range 25 mm to 75 mm refer document at Annexure-5 of this FQP	Contractor	Minimum Two samples per day/concrete mixer preferably one at the start of concreting	20 % check at random	Site Engineer



STANDARD FIELD QUALITY PLAN

Item	Civil Works for Site Packages
Applicability	POWERGRID Projects
Date of Issue	10.07.2024
Validity	Till next revision

SFQP No.	DOC No.: C/FQA/SFQP/SITE-CIVIL-2012
REV.	05

S. No.	Description of Activity	Tests/Checks to be done	Ref. documents	Check/Testing		Counter Check/Test by POWERGRID	Accepting authority in POWERGRID
				Agency	Extent		
2.	Use of admixtures in concreting both in nominal and design mix	To achieve workability as per site requirement.	IS 9103:1999, Reaffirmed 2018	Contractor	Use as per IS 9103:1999, Reaffirmed 2018 to achieve workability.	20 % check at random	Engineer-in-Charge
3.	Concrete Strength (For RCC)	Cubes Comp Strength	As per POWERGRID Specifications & as per Annexure-5 of this SFQP	Contractor Casting of cubes at site. Cubes to be tested for 28 days strength at POWERGRID In-house Lab/At site (if testing machine installed by contractor is duly calibrated by NABL Lab.)/ POWERGRID approved Lab Cubes at 100% location are to be taken in presence of POWERGRID officials.	<p>Nominal Mix One sample of 3 cubes for every 20 cum or part thereof for each day of concreting and 28 days compressive-strength shall be tested.</p> <p>Design Mix Sampling for concrete strength should be one set of 3 nos. of cubes for every 20 cum or part thereof for each day of concreting and 28 days compressive strength shall be tested.</p> <p>However, in case of concrete supplied by RMC, one set of 3 nos. of cubes for every 50 cum or part thereof for each day of concreting and 28 days compressive strength shall be tested.</p> <p>Concrete Cube collection & testing in case of RMC:</p> <p>Ready Mix Concrete (RMC) may be allowed and testing/acceptance documentation to be maintained shall be as per as per IS: 4926:2003, Reaffirmed 2022. Concrete cube sampling should be done at site. However, in case cube samples cannot be taken at site, taking of cube samples at RMC is acceptable.</p> <p>Concrete composition and batch record for each and every lot shall be maintained as per IS 4926:2003, Reaffirmed 2022. The raw material in the RMC bins must be from approved sources/ brands make.</p>	<p>Normally testing shall be carried out at the POWERGRID in-house cube testing facility. Alternatively, samples shall be tested at cube testing facility installed by contractor at POWERGRID premises, in the witness of POWERGRID. Lastly, POWERGRID approved Labs, in this case, test results shall be sent by the Lab, by E-mail directly to POWERGRID; further, a hard copy of the Test Certificate shall also be sent by the Lab directly to POWERGRID by Postal Address.</p> <p>NOTE: The efforts shall be made to carry out 100% cube testing in the in-house cube testing facility.</p>	<p>Site Engineer.</p> <p>All cubes shall be tested at In-house testing facilities. However, in case of breakdown of CTM or other force majeure conditions, cubes may be tested at approved TPL. Out of testing on 10% samples to be witnessed at TPL by POWERGRID Site Engineer and at least 5% samples at random, shall be witnessed by Site In-charge.</p> <p>In-case of Site/ POWERGRID Lab, 100% witness by POWERGRID Representative.</p>




STANDARD FIELD QUALITY PLAN

Item	Civil Works for Site Packages
Applicability	POWERGRID Projects
Date of Issue	10.07.2024
Validity	Till next revision

SFQP No.	DOC No.: C/FQA/SFQP/SITE-CIVIL-2012
REV.	05

Page 8 of 34

S. No.	Description of Activity	Tests/Checks to be done	Ref. documents	Check/Testing		Counter Check/Test by POWERGRID	Accepting authority in POWERGRID
				Agency	Extent		
	C) Membrane Curing		IS 456:2000, Reaffirmed 2021	Contractor	In addition to the moist curing of cast concrete structures, membrane curing is also introduced as per IS 456:2000, Reaffirmed 2021 /Manufacturer's catalogue	100%	Engineer-in-Charge
	D) Back Filling	Watering & Ramming for compaction					
		a) Visual	POWERGRID Spec	Contractor	100%	Random	Site Engineer
		b) Compaction	POWERGRID Spec	Contractor	Back filling is to be done by watering and ramming for desired compaction (to be ascertained by site in-charge)	100%	Site In charge
	E) Use of PVC Block in place of Concrete Cover Blocks:	To be Procured as per IS	IS 456:2000, Reaffirmed 2021	Contractor	100%	100%	Engineer-in-Charge
3.	Brick Masonry						
	a) Clay Bricks	1. Dimensional Tolerance	POWERGRID Spec/enclosed at Annex-6	Contractor (samples to be taken jointly and tested in POWERGRID accepted lab)	Enclosed Annex-6	Review 100% of test results	Site In charge
		2. Compressive Strength	POWERGRID Spec/enclosed at Annex-6	--do--	--do--	--do--	Site In charge
		3. Water Absorption	POWERGRID Spec/enclosed at Annex-6	--do--	--do--	--do--	Site In charge
		4. Efflorescence	POWERGRID Spec/enclosed at Annex-6	--do--	--do--	--do--	Site In charge



STANDARD FIELD QUALITY PLAN

Item	Civil Works for Site Packages
Applicability	POWERGRID Projects
Date of Issue	10.07.2024
Validity	Till next revision

SFQP No.	DOC No.: C/FQA/SFQP/SITE-CIVIL-2012
REV.	05

S. No.	Description of Activity	Tests/Checks to be done	Ref. documents	Check/Testing		Counter Check/Test by POWERGRID	Accepting authority in POWERGRID
				Agency	Extent		
	b) Fly Ash Bricks	1. Dimensional Tolerance	POWERGRID Spec/enclosed at Annex-6	Contractor (samples to be taken jointly and tested in POWERGRID accepted lab)	Enclosed Annex-6	Review 100% of test results	Site In charge
		2. Compressive Strength	POWERGRID Spec/enclosed at Annex-6	--do--	--do--	--do--	Site In charge
		3. Water Absorption	POWERGRID Spec/enclosed at Annex-6	--do--	--do--	--do--	Site In charge
		4. Efflorescence	POWERGRID Spec/enclosed at Annex-6	--do--	--do--	--do--	Site In charge
	c) Concrete Masonry	Tests as per IS:2185	Tests as per IS: 2185:1983, Reaffirmed 2020	Contractor	Sampling as per IS: 2185:1983, Reaffirmed 2020	random	Site Engineer
4.	Stone for Masonry						
	Stone	1. Compressive Strength	IS: 1121:2023 (Part-1) & CPWD Specification clause 7.1. Stone with round surface shall not be used	Contractor (samples to be taken jointly and tested in POWERGRID accepted lab)	One sample per source	random	Site In charge
		2. Water Absorption	IS: 1124-1974, Reaffirmed 2022 & CPWD Specification clause 7.1. Stone with round	Contractor (samples to be taken jointly and tested in POWERGRID)	One sample per source	random	Site In charge



STANDARD FIELD QUALITY PLAN

Item	Civil Works for Site Packages
Applicability	POWERGRID Projects
Date of Issue	10.07.2024
Validity	Till next revision

SFQP No.	DOC No.: C/FQA/SFQP/SITE-CIVIL-2012
REV.	05

S. No.	Description of Activity	Tests/Checks to be done	Ref. documents	Check/Testing		Counter Check/Test by POWERGRID	Accepting authority in POWERGRID
				Agency	Extent		
			surface shall not be used	D accepted lab			
5.	Tiles for Flooring & Walls 1. Glazed Tiles. 2. Vitrified Tiles		IS: 15622:2017, Reaffirmed 2022 & POWERGRID Specification			In case of vitrified/glazed tiles conforming to IS: 15622:2017, Reaffirmed 2022, testing provision is deleted from SFQP and vitrified/glazed tiles of POWERGRID approved make may be accepted on the basis of documents/manufacturer's catalogues	Site In charge
6.	Finishing Materials of Building Type/quality/class of finishing building material	Physical verification of different items as per Spec	POWERGRID Specification	Contractor	100%	MTC/Manufacturer catalogue to be reviewed	Site In charge
7.	Timber						
	1. Timber for Door & Window Frame	Moisture content	IS: 287:1993, Reaffirmed 2022 & CPWD Specification	Samples to be taken jointly and tested	One sample per cum or part thereof (No testing required below 1 cum)	100% review of test results	Site In charge
	2. Flush Door Shutters (factory made)	1. End Immersion Test 1. Knife Test 2. Glue Adhesion Test	POWERGRID Specification	Samples to be taken jointly and tested in POWERGRID accepted lab	One sample for every 100 shutters or part thereof. (Min qty of shutters for carrying out the test shall be 26 nos.)	100% review of test results	Site In charge



STANDARD FIELD QUALITY PLAN

Item	Civil Works for Site Packages
Applicability	POWERGRID Projects
Date of Issue	10.07.2024
Validity	Till next revision

SFQP No.	DOC No.: C/FQA/SFQP/SITE-CIVIL-2012
REV.	05

Page 11 of 34

S. No.	Description of Activity	Tests/Checks to be done	Ref. documents	Check/Testing		Counter Check/Test by POWERGRID	Accepting authority in POWERGRID
				Agency	Extent		
8.	Aluminum Door & Window sections Anodic/Powder coating	Coating	IS: 5523:1983, Reaffirmed 2021, POWERGRID specification, approved drawings and CPWD specifications	Contractor	One sample for every 200kgs or part thereof. (Min Qty required for testing is 100Kgs)	100% review of test results	Site Engineer
9.	G.S Barbed Wire	1. Visual Check 2. Dimensional, Weight & Size	IS: 278:2009, POWERGRID specification & CPWD specification. Refer Annexure-7 of this FQP	Contractor	100%	Random	Site Engineer
				Contractor	As per sampling plan at Annexure-7	Random	Site Engineer
		3. Tensile Test, Zinc coating test and ductility test	IS: 278, POWERGRID specification & CPWD specification. Refer Annexure-7 of this FQP	Manufacturer's MTC/Third Party Lab	As per sampling plan at Annexure-7	Review of manufacturer's/TPL test certificates	Site Engineer
10.	Road (WBM/WMM layers) Material A) Coarse Aggregate	1. Source approval	Source with materials meeting POWERGRID specification	Contractor	Proposed by the Contractor, indicating the location of the quarry and based on the test results of joint samples tested in POWERGRID accepted lab.	To review the proposal based on the documents	Site In charge
		2. Physical tests	As per document at Annexure-8 of this SFQP	Samples to be taken jointly and tested in POWERGRID approved	One sample per 200cum or part thereof per source (Min Qty. required for testing is 100 cum.)	100% review of lab test results	Site In charge



STANDARD FIELD QUALITY PLAN

Item	Civil Works for Site Packages
Applicability	POWERGRID Projects
Date of Issue	10.07.2024
Validity	Till next revision

SFQP No.	DOC No.: C/FQA/SFQP/SITE-CIVIL-2012
REV.	05

Page 12 of 34

S. No.	Description of Activity	Tests/Checks to be done	Ref. documents	Check/Testing		Counter Check/Test by POWERGRID	Accepting authority in POWERGRID
				Agency lab.	Extent		
	B) Stone Screening	1. Source approval	Source with materials meeting POWERGRID Specification	Contractor	Proposed by the contractor, indicating the location of the quarry and based on the test results of Joint samples tested in POWERGRID accepted lab	To review the proposal based on the documents	Site In charge
		2. Gradation	As per document at Annexure-8 of this SFQP	Samples to be taken jointly and tested in POWERGRID accepted lab.	One sample per 100cum or part thereof. (Min Qty required for testing is 50 cum.)	100% review of lab test results	Site In charge
	C) Binding Material	Plasticity Index	As per document at Annexure-8 of this SFQP	Contractor	One sample per lot of 50cum or part thereof. (Min Qty required for testing is 25 cum.)	100% review of lab test results	Site In charge
	D) Laying of sub base course	Physical check	As per CPWD Spec Clause 17.7.2	Contractor	100%	Random	Site Engineer
	E) Laying of base course	Physical check	As per CPWD Spec Clause 17.8.1	Contractor	100%	Random	Site Engineer
11.	NDT/Core Test	UPV and Rebound Hammer/Core	Refer POWERGRID's Standard procedure for testing/assessment of compressive strength of casted concrete (Revision 01-SOP) enclosed as Annexure 10				
12.	Pile Foundations	Refer SFQP of Switchyard Pile Work-Doc. No.: C/FQA/SFQP/SCW-PILE REV. 08					
13.	Stores Storing of cement, RF Steel & other construction materials	Visual and Physical check	POWERGRID specification	Contractor	100%	Random	Site Engineer



STANDARD FIELD QUALITY PLAN

Item	Civil Works for Site Packages
Applicability	POWERGRID Projects
Date of Issue	10.07.2024
Validity	Till next revision

SFQP No.	DOC No.: C/FQA/SFQP/SITE-CIVIL-2012
REV.	05

ACCEPTANCE CRITERIA AND PERMISSIBLE LIMITS FOR CEMENT

ORDINARY PORTLAND CEMENT					
S. No.	Name of the test	Ordinary Portland Cement 33 grade as per IS 269: 2015	Ordinary Portland Cement 43 grade as per IS 269: 2015	Ordinary Portland Cement 53 grade as per IS 269: 2015	Remarks
a)	Physical tests				To be conducted in POWERGRID approved Lab
(i)	Fineness	Specific surface area shall not be less than 225 sq.m. per Kg. or 2250 cm ² per gm.	Specific surface area shall not be less than 225 sq.m. per Kg or 2250 cm ² per gm.	Specific surface area shall not be less than 225 sq.m. per Kg or 2250 cm ² per gm.	Blaine's air permeability method as per IS 4031 (Part-2):1999, Reaffirmed 2023
(ii)	Compressive strength	72 ± 1 hour: Not less than 16 Mpa (16 N/mm ²) 168 ± 2 hour: Not less than 22 Mpa (22 N/mm ²) 672 ± 4 hour: Not less than 33 Mpa (33 N/mm ²), <i>Not more than 48Mpa (48N/mm²)</i>	72 ± 1 hour: Not less than 23 Mpa (23 N/mm ²) 168 ± 2 hour: Not less than 33Mpa (33 N/mm ²) 672 ± 4 hour: Not less than 43 Mpa (43 N/mm ²), <i>Not more than 58Mpa (58N/mm²)</i>	72 ± 1 hour: Not less than 27Mpa (27 N/mm ²) 168 ± 1 hour: Not less than 37Mpa (37 N/mm ²) 672 ± 1 hour: Not less than 53 Mpa (53 N/mm ²)	As per IS 4031 (Part-6): 1988, Reaffirmed 2024
(iii)	Initial & Final setting time	Initial setting time: Not less than 30 minutes Final setting time: Not more than 600 minutes	Initial setting time: Not less than 30 minutes Final setting time: Not more than 600 minutes	Initial setting time: Not less than 30 minutes Final setting time: Not more than 600 minutes	As per IS 4031 (Part-5): 1988 Reaffirmed 2024. -do-
iv)	Soundness	Unaerated cement shall not have an expansion of more than 10mm when tested by Le Chatlier and 0.8% by Autoclave test.	Unaerated cement shall not have an expansion of more than 10mm when tested by Le Chatlier and 0.8% by Autoclave test	Unaerated cement shall not have an expansion of more than 10mm when tested by Le Chatlier and 0.8% by Autoclave test.	Le Chatlier and Autoclave test as per IS 4031 (Part-3): 1988, Reaffirmed 2024.



STANDARD FIELD QUALITY PLAN

Item	Civil Works for Site Packages
Applicability	POWERGRID Projects
Date of Issue	10.07.2024
Validity	Till next revision

SFQP No.	DOC No.: C/FQA/SFQP/SITE-CIVIL-2012
REV.	05

S. No.	Name of the test	Ordinary Portland Cement 33 grade as per IS 269:2015	Ordinary Portland Cement 43 grade as per IS 269:2015	Ordinary Portland Cement 53 grade as per IS 269:2015	Remarks
b)	Chemical composition tests				Review of MTC only
		a) Ratio of percentage of lime to percentage of silica, alumina & iron oxide 0.66 to 1.02%	a) Ratio of percentage of lime to percentage of silica, alumina & iron oxide 0.66 to 1.02%	a) Ratio of percentage of lime to percentage of silica, alumina & iron oxide 0.80 to 1.02%	
		b) Ratio of percentage of alumina to that of iron oxide Minimum 0.66%	a) Ratio of percentage of alumina to that of iron oxide Minimum 0.66%	a) Ratio of percentage of alumina to that of iron oxide Minimum 0.66%	
		c) Insoluble residue, percentage by mass Max. 5.00%	c) Insoluble residue, percentage by mass Max. 5.00%	c) Insoluble residue, percentage by mass Max. 5.00%	
		d) Magnesia percentage by mass Max. 6%	d) Magnesia percentage by mass Max. 6%	d) Magnesia percentage by mass Max. 6%	
		e) Total Sulphur content calculated as sulphuric anhydride (SO ₃), percentage by mass not more than 3.5%.	e) Total Sulphur content calculated as sulphuric anhydride (SO ₃), percentage by mass not more than 3.5%.	e) Total sulphur content calculated as sulphuric anhydride (SO ₃), percentage by mass not more than 3.5%.	
		f) Total loss on ignition shall not be more than 5 percent	f) Total loss on ignition shall not be more than 5 percent	f) Total loss on ignition shall not be more than 4 percent	
		g) Chloride content, percent by mass, max 0.1%	g) Chloride content, percent by mass, max 0.1%	g) Chloride content, percent by mass, max 0.1%	



STANDARD FIELD QUALITY PLAN

Item	Civil Works for Site Packages
Applicability	POWERGRID Projects
Date of Issue	10.07.2024
Validity	Till next revision

SFQP No.	DOC No.: C/FQA/SFQP/SITE-CIVIL-2012
REV.	05

Annexure-1(Sheet 03 of 03)

S. No.	Name of the test	Remarks
2.	PORTLAND POZZOLANA CEMENT AS PER IS 1489 (Part 1):2005	
a)	Physical tests	
	i) Fineness	Specific surface area shall not be less than 300 sq.m. per Kg. or 3000 Cm ² per gm.
	ii) Compressive strength	a) 72 ± 1 hour: Not less than 16 Mpa (16 N/mm ²) b) 168 ± 2 hour: Not less than 22 Mpa (22 N/mm ²) c) 672 ± 4 hour: Not less than 33 Mpa (33 N/mm ²)
	iii) Initial & Final setting time	Initial setting time: Not less than 30 minutes Final setting time: Not more than 600 minutes
	iv) Soundness	Un aerated cement shall not have an expansion of more than 10mm Le chatlier test and 0.8% by Autoclave test as per IS 4031:1988, reaffirmed 2019 (Part-3)
b)	Chemical composition tests	
	a) Magnesia percentage by mass Max. 6%	Review of MTC only
	b) <i>Insoluble residue, percent by mass, (a) Maximum $\{x + 4 (100-x)/100\}$ (b) Minimum 0.6x, where x is the declared % of fly ash in the given Portland pozzolana cement.</i>	-do-
	c) Total sulphur content calculated as sulphuric anhydride (SO ₃), percentage by mass not more than 3.5	-do-
	d) Total loss on ignition shall not be more than 5 percent	
	e) <i>Chloride content, percent by mass, max 0.1%</i>	



STANDARD FIELD QUALITY PLAN

Item	Civil Works for Site Packages
Applicability	POWERGRID Projects
Date of Issue	10.07.2024
Validity	Till next revision

SFQP No.	DOC No.: C/FQA/SFQP/SITE-CIVIL-2012
REV.	05

ACCEPTANCE CRITERIA AND PERMISSIBLE LIMITS FOR REINFORCEMENT STEEL

Annexure-2

AS PER IS 1786:2018, Amendment No. - 4

S. No.	Name of the test	Fe 500	Fe 500D	Fe 550	Fe 550D
i)	Chemical analysis test				
	Carbon	0.30 Percent Maximum	0.25 Percent Maximum	0.30 Percent Maximum	0.25 Percent Maximum
	Sulphur	0.055 Percent Maximum	0.040 Percent Maximum	0.055 Percent Maximum	0.040 Percent Maximum
	Phosphorus	0.055 Percent Maximum	0.040 Percent Maximum	0.055 Percent Maximum	0.040 Percent Maximum
	Sulphur & Phosphorus	0.105 Percent Maximum	0.075 Percent Maximum	0.10 Percent Maximum	0.075 Percent Maximum
	Carbon Equivalent	0.42 percent Maximum	0.50 percent Maximum	0.50 percent Maximum	0.61 percent Maximum
ii)	Physical tests				
	a) <i>Tensile Strength/Yield stress ratio,</i>	<i>≥1.08, but tensile strength not less than 545.0 N/mm²</i>	<i>≥1.10, but tensile strength not less than 565.0 N/mm²</i>	<i>≥1.06, but tensile strength not less than 585.0 N/mm²</i>	<i>≥1.08, but tensile strength not less than 600.0 N/mm²</i>
	b) 0.2% of proof stress/Yield stress Minimum, N/mm ²	500	500	550	550
	c) Elongation percent, Minimum	12	16	10	14.5
	d) <i>Total elongation at maximum force, percent, Minimum</i>	--	5	5	5
iii)	Bend & Rebend tests	Pass	Pass	Pass	Pass



STANDARD FIELD QUALITY PLAN

Item	Civil Works for Site Packages
Applicability	POWERGRID Projects
Date of Issue	10.07.2024
Validity	Till next revision

SFQP No.	DOC No.: C/FQA/SFQP/SITE-CIVIL-2012
REV.	05

ACCEPTANCE CRITERIA AND PERMISSIBLE LIMITS FOR COARSE AGGREGATES AS PER IS 383:2016

3. Coarse Aggregates											
i) Physical Tests											
a) Determination of particles size	a. IS Sieve Designation	%age passing for Single-Sized Aggregate of nominal size					Percentage Passing for graded Aggregate of nominal size				
		40 mm	20 mm	16 mm	12.5 mm	10 mm	40 mm	20 mm	16 mm	12.5 mm	
	63 mm	100	-	-	-	-	-	-	-	-	-
	40 mm	85 to 100	100	-	-	-	90 to 100	100	-	-	-
	20 mm	0 to 20	85 to 100	100	-	-	30 to 70	90 to 100	100	100	100
	16 mm	-	-	85 to 100	100	-	-	-	90-100	-	-
	12.5 mm	-	-	-	85 to 100	100	-	-	-	-	90 to 100
	10 mm	0 to 5	0 to 20	0 to 30	0 to 45	85 to 100	10 to 35	25 to 55	30 to 70	40 to 85	40 to 85
	4.75 mm	-	0 to 5	0 to 5	0 to 10	0 to 20	0 to 5	0 to 10	0 to 10	0 to 10	0 to 10
	2.36 mm	-	-	-	-	0 to 5	-	-	-	-	-
b. Combined Flakiness and Elongation index	Not to exceed 40%										
c. Crushing Value	Not to exceed 30%										
d. Presence of deleterious material	<i>Total presence of deleterious materials not to exceed 5% for uncrushed, 2% for crushed and manufactured coarse aggregates as per Annexure- 3A.</i>										
e. Hardness	Abrasion value not more than 50%, Impact value not more than 45%										
f. Soundness test (for concrete work subject to frost action)	Not to exceed 12% when tested with sodium sulphate and 18% when tested with magnesium sulphate										



STANDARD FIELD QUALITY PLAN

Item	Civil Works for Site Packages
Applicability	POWERGRID Projects
Date of Issue	10.07.2024
Validity	Till next revision

SFQP No.	DOC No.: C/FQA/SFQP/SITE-CIVIL-2012
REV.	05

<i>Deleterious Substance</i>	<i>Percentage by Mass, Max</i>		
	<i>Uncrushed</i>	<i>Crushed</i>	<i>Manufactured</i>
<i>a) Coal and lignite</i>	<i>1.0</i>	<i>1.0</i>	<i>1.0</i>
<i>b) Clay lumps</i>	<i>1.0</i>	<i>1.0</i>	<i>1.0</i>
<i>c) Materials finer than 75 microns</i>	<i>1.0</i>	<i>1.0</i>	<i>1.0</i>
<i>d) Soft fragments</i>	<i>3.0</i>	<i>--</i>	<i>3.0</i>
<i>e) Shale</i>	<i>--</i>	<i>--</i>	<i>--</i>
<i>f) Total of percentages of all deleterious materials (except mica) including S. No. a) to e) for uncrushed and crushed aggregates</i>	<i>5.0</i>	<i>2.0</i>	<i>2.0</i>



STANDARD FIELD QUALITY PLAN

Item	Civil Works for Site Packages
Applicability	POWERGRID Projects
Date of Issue	10.07.2024
Validity	Till next revision

SFQP No.	DOC No.: C/FQA/SFQP/SITE-CIVIL-2012
REV.	05

ACCEPTANCE CRITERIA AND PERMISSIBLE LIMITS FOR FINE AGGREGATES AS PER IS 383:2016

4.	Fine aggregates				
i)	Physical Tests	IS Sieve Designation	Percentage passing for		
a)	Determination of particle size		F.A. Zone I	F.A. Zone II	F.A. Zone III
		10 mm	100	100	100
		4.75 mm	90-100	90-100	90-100
		2.36 mm	60-95	75-100	85-100
		1.18 mm	30-70	55-90	75-100
		600 microns	15-34	35-59	60-79
		300 microns	5 to 20	8 to 30	12 to 40
		150* microns	0-10	0-10	0-10
b)	Presence of deleterious material	Total presence of deleterious materials not to exceed 5% for uncrushed & 2% for crushed/Mixed and manufactured fine aggregates as per Annexure- 4A.			
c)	Soundness Applicable to concrete work subject to frost action	10% when tested with sodium sulphate and 15% when tested with magnesium sulphate			

*For crushed stone sands, the permissible limit on 150 micron IS Sieve is increased to 20 percent.



STANDARD FIELD QUALITY PLAN

Item	Civil Works for Site Packages
Applicability	POWERGRID Projects
Date of Issue	10.07.2024
Validity	Till next revision

SFQP No.	DOC No.: C/FQA/SFQP/SITE-CIVIL-2012
REV.	05

<i>Deleterious Substance</i>	<i>Percentage by Mass, Max</i>		
	<i>Uncrushed</i>	<i>Crushed/Mixed</i>	<i>Manufactured</i>
<i>a) Coal and lignite</i>	1.0	1.0	1.0
<i>b) Clay lumps</i>	1.0	1.0	1.0
<i>c) Materials finer than 75 microns</i>	3.0	15.0 (for crushed sand) 12.0 (for mixed sand)	10.0
<i>d) Soft fragments</i>	--	--	--
<i>e) Shale</i>	1.0	--	1.0
<i>f) Total of percentages of all deleterious materials (except mica) including S. No. a) to e) for uncrushed aggregates and a) & b) for crushed/mixed and manufactured aggregates</i>	5.0	2.0	2.0



STANDARD FIELD QUALITY PLAN

Item	Civil Works for Site Packages
Applicability	POWERGRID Projects
Date of Issue	10.07.2024
Validity	Till next revision

SFQP No.	DOC No.: C/FQA/SFQP/SITE-CIVIL-2012
REV.	05

ACCEPTANCE CRITERIA AND PERMISSIBLE LIMITS FOR CONCRETE WORK


1)	Concrete	a) Workability	Slump shall be recorded by slump cone method, and it shall be between 25-75 mm depending upon workability requirement as per IS 456, Reaffirmed 2021.
		b) Compressive strength	For nominal (volumetric) concrete mixes compressive strength for 1:1.5:3 (Cement: Fine aggregates: Coarse aggregates) concrete 28 days strength shall be min 265Kg/cm ² and for 1:2:4 (Cement: Fine Aggregate: Coarse Aggregate) nominal mix concrete 28 days strength shall be min 210Kg/cm ² .

Notes:

1) ACCEPTANCE CRITERIA BASED ON 28 DAYS COMPRESSIVE STRENGTHS FOR NOMINAL MIX CONCRETE: As per clause 5.4.10.4 of CPWD Specifications, Volume 1

- (a) The average of the strength of three specimens be accepted as the compressive strength of the concrete provided the strength of any individual cube shall neither be less than 70% nor higher than 130% of the specified strength.
- (b) If the strength of any individual cube exceeds more than 30% of the specified strength, it will be restricted to 130% only for computation of strength.
- (c) If the actual average strength of accepted sample is equal to or higher than specified strength up to 30% then strength of the concrete shall be considered in order and the concrete shall be accepted at full rates.
- (d) If the actual average strength of accepted sample is less than specified strength but not less than 70% of the specified strength, the concrete may be accepted at reduced rate.-
- (e) In case cube strength is less than 70% of specified strength, then structure shall be rejected (to be dismantled and recast) and thus no payment shall be made.

If, however the Engineer-in-Charge so desires, on critical/ urgent work, additional tests such as UPV, RHT, Core etc. shall be done at the cost of contractor in consultation with FQA to ascertain the quality of casted concrete. On the basis of proposal of site, FQA shall put up their recommendations to Regional-Head regarding acceptance /non-acceptance of concrete based on test results. Regional head shall take further decision on nonaccepted works whether the said concrete structure to be retained (with / without strengthening measures) or rejected (to be dismantled and recast).



STANDARD FIELD QUALITY PLAN

Item	Civil Works for Site Packages
Applicability	POWERGRID Projects
Date of Issue	10.07.2024
Validity	Till next revision

SFQP No.	DOC No.: C/FQA/SFQP/SITE-CIVIL-2012
REV.	05

If strengthening measures are chosen, a strengthening proposal with detailed reasons / justification for not rejecting the concrete shall be submitted to CC -Engg. CC, Engg will review the strengthening proposal and communicate their approval or revised drawing accordingly. If structures are retained after strengthening/ rectification measures, All the charges in connection with these additional tests and /or strengthening / rectification work shall be borne by the contractor.

In case such structure is retained, part payment shall be paid as indicated in payment procedure.

- 2) 53 Grade cement shall be used after obtaining specific approval of the Engineer in charge.
- 3) Portland slag cement conforming to IS 455: 2015 may be used as per Technical Specification.
- 4) All Design Mix concrete shall be as per IS 456: 2000, Reaffirmed 2021
- 5) **ACCEPTANCE CRITERIA BASED ON 28 DAYS COMPRESSIVE STRENGTHS FOR DESIGN MIX CONCRETE: As per Table-11 of IS 456, reaffirmed 2021 as given below:**

Table 11 Characteristic Compressive Strength Compliance Requirement
(Clauses 16.1 and 16.3)

Specified Grade	Mean of the Group of 4 Non-Overlapping Consecutive Test Results in N/mm ²	Individual Test Results in N/mm ²
	Min	Min
(1)	(2)	(3)
M 15 and above	$\geq f_{ck} + 0.825 \times \text{established standard deviation}$ (rounded off to nearest 0.5 N/mm ²) or $f_{ck} + 3 \text{ N/mm}^2$, whichever is greater	$\geq f_{ok} - 3 \text{ N/mm}^2$

NOTES

1. In the absence of established value of standard deviation, the values given in Table 8 may be assumed, and attempt should be made to obtain results of 30 samples as early as possible to establish the value of standard deviation.
2. For concrete of quantity up to 30 m³ (where the number of samples to be taken is less than four as per the frequency of sampling given in 15.2.2), the mean of test results of all such samples shall be $f_{ck} + 4 \text{ N/mm}^2$, minimum and the requirement of minimum individual test results shall be $f_{ck} - 2 \text{ N/mm}^2$, minimum. However, when the number of sample is only one as per 15.2.2, the requirement shall be $f_{ck} + 4 \text{ N/mm}^2$, minimum.

- 6) The test results of the sample shall be the average strength of the three specimens. The individual variation shall not be more than $\pm 15\%$ of the average.



STANDARD FIELD QUALITY PLAN

Item	Civil Works for Site Packages
Applicability	POWERGRID Projects
Date of Issue	10.07.2024
Validity	Till next revision

SFQP No.	DOC No.: C/FQA/SFQP/SITE-CIVIL-2012
REV.	05

Page 23 of 34
Annexure- 6
(Sheet 01 of 02)

SAMPLING PLAN FOR BRICK-WORK

Scale of sampling and permissible number of defectives for visual and dimensional characteristics.

No of Bricks in the lot	For characteristics specified for individual bricks		For Dimensional characteristics for group of 20 bricks- No of bricks to be selected
	No of bricks to be selected	Permissible no of defective in the sample.	
(1)	(2)	(3)	(4)
2001-10000	20	1	40
10001-35000	32	2	60
35001-50000	50	3	80

Note : For a particular work where less than 5000 nos. of bricks are to be used, only visual checks are to be done.

Scale of sampling for physical characteristics

Lot size	Sampling size for compressive strength water absorption and efflorescence	Permissible No of defectives for efflorescence
(1)	(2)	(3)
2001-10000	5	0
10001-35000	10	0
35001-50000	15	1



STANDARD FIELD QUALITY PLAN

Item	Civil Works for Site Packages
Applicability	POWERGRID Projects
Date of Issue	10.07.2024
Validity	Till next revision

SFQP No.	DOC No.: C/FQA/SFQP/SITE-CIVIL-2012
REV.	05

Page 24 of 34
Annexure- 6
(Sheet 02 of 02)

ACCEPTABLE CRITERIA FOR BRICK WORK

K Dimensional Tolerances: The dimensions of modular/ Non modular bricks when tested shall be within the following limits per 20 bricks.

S.No	DESCRIPTION	MODULAR BRICKS	NON-MODULAR BRICKS
1	LENGTH	372 to 388 cm (380± 8 cm)	432 to 468 cm (450 ± 18)
2	WIDTH	176 to 184 cm (180± cm)	213 to 231cm (222± 9)
3	HEIGHT	176 to 184 cm (180± 4 cm)	134 to 146 cm (140 ± 6)

- 2) Compressive strength: the bricks shall have a minimum average compressive strength as specified in POWERGRID specification. The compressive strength of any individual brick tested shall not fall below the min. average compressive strength specified for the corresponding class of brick by more than 20%. In case compressive strength of any individual brick tested exceeds the upper limit specified for the corresponding class of bricks, the same shall be limited to upper limit of the class as specified for the purpose of calculating the average compressive strength.
- 3) Water absorption: The average water absorption of bricks shall not be more than 20% by weight.
- 4) Efflorescence: The rating of efflorescence of bricks shall not be more than moderate.



STANDARD FIELD QUALITY PLAN

Item	Civil Works for Site Packages
Applicability	POWERGRID Projects
Date of Issue	10.07.2024
Validity	Till next revision

SFQP No.	DOC No.: C/FQA/SFQP/SITE-CIVIL-2012
REV.	05

Annexure- 7

TABLE – I: SAMPLING FREQUENCY FOR BARBED WIRE

S.No.	NUMBER OF REELS IN THE LOT	NO. OF REELS TO BE SELECTED FOR SAMPLING
1.	UPTO 25	3
2.	26 TO 50	4
3.	51 TO 150	5
4.	151 TO 300	7
5.	301 AND ABOVE	10

TABLE – II: ACCEPTABLE TENSILE PROPERTIES AS PER IS 278:2009

S. NO.	SIZE OF LINE WIRE (MM)	TENSILE STRENGTH OF LINE WIRE N/SQ.MM	MINIMUM BREAKING LOAD OF COMPLETED BARBED WIRE (KN)
1.	2.50	390 TO 590	3.7
2.	2.24	390 TO 590	3.0



STANDARD FIELD QUALITY PLAN

Item	Civil Works for Site Packages
Applicability	POWERGRID Projects
Date of Issue	10.07.2024
Validity	Till next revision

SFQP No.	DOC No.: C/FQA/SFQP/SITE-CIVIL-2012
REV.	05

Page 26 of 34

Annexure-8
Page 1 of 2

PHYSICAL, REQUIREMENT OF COARSE AGGREGATE

S. No.	Type of Construction.	Type of W.B.M.	Test Method	Requirements
1.	Sub-base	Los Angeles Abrasion Value or Aggregate Impact value	IS: 2386:1963, Reaffirmed 2021(Part.IV) IS: 2386:1963, Reaffirmed 2021(Part.IV) IS: 5640:1970, Reaffirmed 2022***	60% max. *50% max
2.	Base	a) Los Angeles Abrasion Value or Aggregate Impact value b) Flakiness Index	IS: 2386:1963, Reaffirmed 2021(Part.IV) IS: 2386:1963, Reaffirmed 2021(Part.IV) IS: 5640:1970, Reaffirmed 2022*** IS: 2386:1963, Reaffirmed 2021 (PartI)	50% max. *40% max **15% max
3.	Surface Course	a) Los Angeles Abrasion Value or Aggregate Impact value b) Flakiness Index	IS: 2386:1963, Reaffirmed 2021(Part.IV) IS: 2386:1963, Reaffirmed 2021(Part.IV)) IS: 2386:1963, Reaffirmed 2021 (PartI)	40% max. 30% max 15% max
4	Binding Material	Plasticity index	IS :2720:1983, reaffirmed 2020 (Part V)	Less than 6

* Aggregates may satisfy requirements of either of the two tests

** The requirements of flakiness index shall be enforced only in case of crushed/broken stone and crushed slag.

*** Aggregates like brick metal, kankar and laterite which get softened in presence of water, shall be tested for impact value under wet conditions in accordance with IS:5640:1970, Reaffirmed 2022



STANDARD FIELD QUALITY PLAN

Item	Civil Works for Site Packages
Applicability	POWERGRID Projects
Date of Issue	10.07.2024
Validity	Till next revision

SFQP No.	DOC No.: C/FQA/SFQP/SITE-CIVIL-2012
REV:	05

Page 27 of 34

Annexure-8
Page 2 of 2

GRADING REQUIREMENTS OF COARSE AGGREGATE FOR W.B.M

Grading No.	Size Range	Sieve designation	% by weight passing the sieve
1	90mm to 45mm (Suitable for sub base courses of compacted layer of not less than 90mm thickness).	125mm 90mm 63mm 45mm 22.4mm	100 90-100 25-60 0-15 0-5
2.	63mm to 45mm	90mm 63mm 53mm 45mm 22.4mm	100 90-100 25-75 0-15 0-5
3.	53mm to 22.4mm	63mm 53mm 45mm 22.4mm 11.2mm	100 95-100 65-90 0-10 0-5
4	Screening		
	A) 13.2 mm	13.2 mm 11.2 mm 5.6 mm 180 micron	100 95-100 15-35 0-10
	B) 11.2 mm	11.2 mm 5.6 mm 180 micron	100 90-100 15-35



STANDARD FIELD QUALITY PLAN

Item	Civil Works for Site Packages
Applicability	POWERGRID Projects
Date of Issue	10.07.2024
Validity	Till next revision

SFQP No.	DOC No.: C/FQA/SFQP/SITE-CIVIL-2012
REV.	05

General Notes:

- 1) This FQP has been prepared for smaller works awarded by the regions. In case of larger works such as Township, buildings etc., this FQP shall hold good, however, the testing frequency of cement, reinforcement steel, Coarse aggregate, Fine aggregates shall be as per Switchyard Civil works SFQP.
- 2) This standard Field Quality Plan is not to limit the supervisory checks which are otherwise required to be carried out during execution of work as per drawings/Technical specifications etc.
- 3) Contractor shall be responsible for implementing/documenting the SFQP. Documents shall be handed over by the contractor to POWERGRID after the completion of the work.
- 4) Project in charge means over all in charge of work. Site in-charge means in-charge of the line. Site engineer means in -charge of the section.
Site Engineer's responsibility may be allocated to Site JE, with the approval of Regional Head, only in such cases where, Site Engineer is not in position.
- 5) In case of deviation the approving authority will be one step above the officer designated for acceptance in this quality plan subject to minimum level of Line in charge.
- 6) Acceptance criteria and permissible limits for tests are indicated in the Annexures. However, for further details/tests POWERGRID specification and latest relevant Indian standards shall be referred.
- 7) Tests as mentioned in this FQP shall generally be followed. However, E.I.C. reserves the right to order additional tests wherever required necessary at the cost of the agency.
- 8) All counter checks/tests by POWERGRID shall be carried out by POWERGRID's officials' at least at the level of Site Engineer.
- 9) The authorized dealer of reinforcement steel means the dealer whose names are listed in the steel producer's web site or certified by the producers.
- 10) Accepting Authority for testing Laboratory shall be Regional Head.
- 11) READYMIX CONCRETE (RMC) IS ACCEPTABLE FOR USE. HOWEVER, SITE INCHARGE SHALL APPROVE THE SOURCE OF MATERIALS TO BE USED FOR RMC. The documentation to be maintained shall be as per IS 4926:2003, reaffirmed 2022 i.e.
 - i) Information to be supplied by the purchaser (clause 7)
 - ii) Information to be supplied by the producer (clause 8)
 - iii) Sampling for concrete strength should be one set of 3 nos. of cubes for every 50 cum or part thereof for each day of concreting and 28 days compressive strength shall be tested in line with IS 456:2000, reaffirmed 2021.
- 12) Epoxy coating on reinforcement steel wherever required shall be done as per IS 13620:1993, reaffirmed 2020.



STANDARD FIELD QUALITY PLAN

Item	Civil Works for Site Packages
Applicability	POWERGRID Projects
Date of Issue	10.07.2024
Validity	Till next revision

SFQP No.	DOC No.: C/FQA/SFQP/SITE-CIVIL-2012
REV.	05

Page 29 of 34

- 13) Cement is to be used in the order; it is delivered (i.e. First in First Out). In case the cement remains in storage for more than 3 months, the cement shall be retested before use and shall be rejected, if it fails to conform to any of the requirements given in the relevant Indian Standard. Cement shall be packed in bags and stored in accordance with the provisions in IS 4082:1996, reaffirmed 2018.
- 14) If e-mail facility is not available in POWERGRID approved Lab, report may be collected directly by POWERGRID/ Speed Post / Registered Post / UPC.
- 15) In case any Laboratory refuses to allow POWERGRID representative to witness the test, same shall be taken in writing and approval by Regional Head.
- 16) Standard marking of ISI mark along with license number (Seven-digit no., represented as CM/L-----) should be verified for construction materials and test certificate submitted for review
- 17) The mix design shall be made in line with standard format (Annexure 9) for required grade of concrete and approval of mix design shall be done in consultation with the Regional engineering department.
- 18) Tolerance of cement weight shall be governed by clause no. 10.1.1 of IS 269:2015 for OPC and by clause no. 10.1.1 of IS 1489:2015 (Part 1) for PPC.
- 19) Digital Photographs during concreting, erection and stringing for each location shall be taken and kept in record for future reference by high resolution GPS enabled camera.
- 20) All the charges in connection with NDT/ Core tests shall be borne by the contractor.
- 21) The preference shall be given to batching/RMC plants approved by Quality Council of India.
- 22) The cube testing in in-house Cube testing machine shall be carried out by POWERGRID employee not directly associated with construction activities. The employees associated with O&M works should be preferred for carried out cube test.
- 23) i) For NDT/Core tests results, if not meeting the acceptance criteria, Regional Head is the Accepting Authority.
ii) CGM (Projects) will be the accepting authority for NDT (UPV & RHT) and core testing done on failed concrete cube test results or not meeting the acceptance criteria in a third party approved lab as per Standard procedure for Testing / Assessment of compressive strength concrete in casted foundations and test results are found satisfactory or meet the acceptance criteria laid down in IS Codes. A quarterly report in this regard will be submitted to Regional ED.



STANDARD FIELD QUALITY PLAN

Item	Civil Works for Site Packages
Applicability	POWERGRID Projects
Date of Issue	10.07.2024
Validity	Till next revision

SFQP No.	DOC No.: C/FQA/SFQP/SITE-CIVIL-2012
REV.	05

CONCRETE MIX PROPORTIONING-MIX DESIGN

S. No.	Design Stipulations	Specified Criteria for Mix Proportion					
		M20	M25	M30	M35	M40	
A	CONCRETE DETAILS:						
	1. Grade of Concrete (M 20 to M 60- 28 days compressive Strength of 150mm cubes)	<input type="checkbox"/>	<input type="checkbox"/>	<input type="checkbox"/>	<input type="checkbox"/>	<input type="checkbox"/>	
	2. Type of Concrete- Structural Classification	PCC <input type="checkbox"/>	RCC <input type="checkbox"/>	PSC <input type="checkbox"/>	Others <input type="checkbox"/>		
3.	Placing Conditions of Concrete (Structural Elements)	Building <input type="checkbox"/>	TL Pile <input type="checkbox"/>	S/S Pile <input type="checkbox"/>	S/S Structure <input type="checkbox"/>	Road <input type="checkbox"/>	
B	MIX DESIGN LIMITS: *	0.30	0.35	0.40	0.45	0.50	Others
	4. Max. Water-Cement Ratio (W/C)- Optional	<input type="checkbox"/>	<input type="checkbox"/>	<input type="checkbox"/>	<input type="checkbox"/>	<input type="checkbox"/>	<input type="checkbox"/>
	5. Min Cement Content- Optional- Kg/m3*	300 <input type="checkbox"/>	320 <input type="checkbox"/>	340 <input type="checkbox"/>	360 <input type="checkbox"/>	380 <input type="checkbox"/>	Others <input type="checkbox"/>
C	EXPOSURE CONDITIONS: @	Mild	Mod.	Severe	V. Severe	Extreme	
6.	Type of Environmental Exposure	<input type="checkbox"/>	<input type="checkbox"/>	<input type="checkbox"/>	<input type="checkbox"/>	<input type="checkbox"/>	
7.	Whether Exposed to Sulphate attack from Soil, Water & Containment.	Yes <input type="checkbox"/>	No <input type="checkbox"/>	Not Known <input type="checkbox"/>			
8.	Whether Exposed to Chloride attack from Soil, Water & Containment.	Yes <input type="checkbox"/>	No <input type="checkbox"/>	Not Known <input type="checkbox"/>			



STANDARD FIELD QUALITY PLAN

Item	Civil Works for Site Packages
Applicability	POWERGRID Projects
Date of Issue	10.07.2024
Validity	Till next revision

SFQP No.	DOC No.: C/FQA/SFQP/SITE-CIVIL-2012
REV.	05

D 9.	CONCRETE INGREDIENTS: Source of Water for Construction	Ground <input type="checkbox"/>	River <input type="checkbox"/>	Pond <input type="checkbox"/>	Others <input type="checkbox"/>		
10.	Type of Cement & Strength Grade.	OPC Gr.33 <input type="checkbox"/>	OPC Gr.43 <input type="checkbox"/>	OPC Gr.53 <input type="checkbox"/>	PPC BFS <input type="checkbox"/>	PPC FAB <input type="checkbox"/>	PSC <input type="checkbox"/>
11.	Brand, Batch No./Week/Year of Cement (Test Certificate to be sent to Lab)	<input type="text"/>					
12.	Cementitious Materials Proposed for Improvement of Density & Permeability.	Micro silica/ Silica Fume <input type="checkbox"/>	Slag <input type="checkbox"/>	Fly Ash <input type="checkbox"/>	Other Pozzolona <input type="checkbox"/>		
13.	FRESH CONCRETE Properties: Desired Slump of Concrete (mm)#	25-55 <input type="checkbox"/>	25-75 <input type="checkbox"/>	100-150 <input type="checkbox"/>	Others <input type="checkbox"/>		
14.	QUALITY CONTROL AT SITE: Degree of Quality Control at Project Site (For Standard Deviation)	V.Good <input type="checkbox"/>	Good <input type="checkbox"/>	Fair <input type="checkbox"/>	Std.Lab. <input type="checkbox"/>		
15.	Max. Size of Coarse Aggregate (MSA)- mm	63 <input type="checkbox"/>	40 <input type="checkbox"/>	20 <input type="checkbox"/>	12.5 <input type="checkbox"/>	4.75 <input type="checkbox"/>	Other <input type="checkbox"/>
16.	Source of Coarse Aggregate	Name of Quarry			Location		
17.	Type of Fine Aggregate	River Sand <input type="checkbox"/>	Crushed Sand <input type="checkbox"/>	Others Specify <input type="checkbox"/>			
18.	Source of Fine Aggregate (Sand)	Name of Quarry			Location		
19.	Admixture proposed to be Used (Batch	Brand Name:			Batch No.:		



STANDARD FIELD QUALITY PLAN

Item	Civil Works for Site Packages
Applicability	POWERGRID Projects
Date of Issue	10.07.2024
Validity	Till next revision

SFQP No.	DOC No.: C/FQA/SFQP/SITE-CIVIL-2012
REV.	05

	MTC to be Submitted to Lab)									
20.	Type of Compaction Equipment	<table border="0"> <tr> <td>Plate Vibrator</td> <td>Needle Vibrator</td> <td>Vibro Hyd. Pressure</td> <td>Piling Concrete</td> </tr> <tr> <td><input type="checkbox"/></td> <td><input type="checkbox"/></td> <td><input type="checkbox"/></td> <td><input type="checkbox"/></td> </tr> </table>	Plate Vibrator	Needle Vibrator	Vibro Hyd. Pressure	Piling Concrete	<input type="checkbox"/>	<input type="checkbox"/>	<input type="checkbox"/>	<input type="checkbox"/>
Plate Vibrator	Needle Vibrator	Vibro Hyd. Pressure	Piling Concrete							
<input type="checkbox"/>	<input type="checkbox"/>	<input type="checkbox"/>	<input type="checkbox"/>							
21.	Type of Concrete Placement Facility at Project	<table border="0"> <tr> <td>Manual Lift</td> <td>Hudraulic Bucket</td> <td>Concrete Pump</td> </tr> <tr> <td><input type="checkbox"/></td> <td><input type="checkbox"/></td> <td><input type="checkbox"/></td> </tr> </table>	Manual Lift	Hudraulic Bucket	Concrete Pump	<input type="checkbox"/>	<input type="checkbox"/>	<input type="checkbox"/>		
Manual Lift	Hudraulic Bucket	Concrete Pump								
<input type="checkbox"/>	<input type="checkbox"/>	<input type="checkbox"/>								
22	Maximum/Minimum temp. envisaged during placing of concrete									

* Minimum Cement Content, Maximum Water-Cement Ratio and Minimum Grade of Concrete for Different Exposures with Normal Weight Aggregates of 20 mm Nominal Maximum Size- Reinforced Concrete

	Minimum cement content Kg/m3	Maximum free water cement ration	Minimum grade of concrete
	300	0.55	M20
	300	0.5	M25
	320	0.45	M30
	340	0.45	M35
	360	0.4	M40

Slump Value as per SFQP.

- i. For Switchyard civil works – 25 to 75mm
- ii. For Switchyard pile foundations- 150-180mm
- iii. For Transmission line open cast foundations- 25 to 75mm
- iv. For Transmission line pile foundations- 150-180mm



STANDARD FIELD QUALITY PLAN

Item	Civil Works for Site Packages
Applicability	POWERGRID Projects
Date of Issue	10.07.2024
Validity	Till next revision

SFQP No.	DOC No.: C/FQA/SFQP/SITE-CIVIL-2012
REV.	05

@EXPOSURE CONDITIONS

ENVIRONMENT	EXPOSURE CONDITIONS
MILD	<ul style="list-style-type: none">• Concrete surfaces protected against weather or aggressive
MODERATE	<ul style="list-style-type: none">• Concrete exposed to condensation and rain• Concrete continuously under water• Concrete surfaces sheltered from rain or freezing whilst wet• Concrete in contact or buried under non-aggressive soil/ground water
SEVERE	<ul style="list-style-type: none">• Concrete surfaces exposed to severe rain, alternate wetting and drying or occasional freezing whilst wet or severe condensation• Concrete completely immersed in sea water• Concrete exposed to coastal environment
VERY SEVERE	<ul style="list-style-type: none">• Concrete surfaces exposed to sea water spray, corrosive fumes or severe freezing conditions whilst wet.• Concrete in contact with or buried under aggressive subsoil/ ground water
EXTREME	<ul style="list-style-type: none">• Surface of members in tidal zone, Members in direct contact with liquid/solid aggressive chemicals



STANDARD FIELD QUALITY PLAN

Item	Civil Works for Site Packages
Applicability	POWERGRID Projects
Date of Issue	10.07.2024
Validity	Till next revision

SFQP No.	DOC No.: C/FQA/SFQP/SITE-CIVIL-2012
REV.	05

Annexure-10

**Standard procedure for Testing/Assessment of compressive strength of cast Concrete
(Revision-I) issued vide
IOM No: CC: FQA: SOP:2024 dated 05-07-2024**



पावर ग्रिड कॉर्पोरेशन आफ इंडिया लिमिटेड
कारपोरेट एफ. क्यू.ए. विभाग
अंतर कार्यालय ज्ञापन

प्रेषक: मुख्य महाप्रबंधक, एफ. क्यू.ए.
केंद्रीय कार्यालय

सेवा में : As per Distribution

संदर्भ संख्या: CC:FQA:SOP:2024

दिनांक: 05-07-2024

विषय: Revised (Revision 1) Standard procedure for Testing / Assessment of compressive strength of cast Concrete for nominal and design mix.

Please find enclosed herewith the Revised (Revision 1-SOP) Standard procedure for Testing / Assessment of compressive strength of cast Concrete, duly approved by competent authority. These guidelines are being issued both for nominal mix and design mix concrete. Henceforth, this standard operating procedure (Revision 1-SOP Annexure I) shall be applicable for all future projects of POWERGRID.

This issues with the approval of the Competent Authority.

Encl: Revision 1-SOP Annexure I (08 pages)

एम अशोक कुमार
05/07/2024
(एम अशोक कुमार)

वितरण/Distribution:

- कार्यपालक निदेशक :** उत्तरी क्षेत्र-1/उत्तरी क्षेत्र-2/उत्तरी क्षेत्र-3 /पश्चिमी क्षेत्र-1/पश्चिमी क्षेत्र-2/ दक्षिण क्षेत्र-1/दक्षिण क्षेत्र-2/ पूर्वी क्षेत्र-1 /पूर्वी क्षेत्र-2/ उत्तर पूर्वी क्षेत्र/ Arunachal comprehensive T&D/एन. ई. आर .पी.एस. आई. पी./ ओड़िसा प्रोजेक्ट्स./टी.बी.सी.बी./ उप मुख्य सतर्कता अधिकारी/संविदा सेवाए/ अभियांत्रिकी /अभियांत्रिकी एच वी डी सी / एफ. क्यू.ए.
- ES/PS of CMD/Director (Projects)/Director (Operation)/Director (Fin)/CVO
- समस्त एफ. क्यू.ए. कार्यपालक

Standard procedure for Testing/Assessment of compressive strength of cast Concrete

Structural Elements

(A) Foundation shall be divided into two structural elements:

- a) Foundation Pad(s)
- b) Chimney/Column

(B) Pile foundation shall be divided into three structural elements:

- a) Piles
- b) Pile cap (s)
- c) Pedestal
- d) Tie Beam

(C) Building shall be divided into four structural elements:

- a) Foundation pad(s)
- b) Column
- c) Beam
- d) Slab

(D) Miscellaneous infrastructure works - cable trench, Fire wall, Boundary wall Panels, RCC roads , RCC drains

1.0 Acceptance Criteria:

For all RCC structures (such as Foundation Pad, Pile Cap & Pedestal, Roads/Drains/ Column / Chimney/ Cable Trenches/ Firewall/ Boundary wall panels, Beams, Columns & Slabs of Buildings.

1.1 Nominal Mix:

(i) Acceptance of Concrete Cubes test results

If test results of Concrete cubes & Cores are in between 70%-100% of specified grade of concrete, CPWD specifications Cl.no.5.4.10.4, Vol 1 shall be followed. Accordingly, the following may be adopted to consider the acceptance criteria of nominal mix concrete.

- (a) The average of the strength of three (3) specimen be accepted as the compressive strength of the concrete provided the strength of any individual cube shall neither be less than 70% nor higher than 130% of the specified strength.
- (b) If the strength of any individual cube exceeds more than 30% of specified strength, it will be restricted to 130% only for computation of strength.
- (c) If the actual average strength of accepted sample is equal to or higher than specified strength up to 30% then strength of the concrete shall be considered in order and the concrete shall be accepted at full rates.
- (d) If the actual average strength of accepted sample is less than specified strength but not less than 70% of the specified strength, the concrete may be accepted at reduced rate. No NDT such as UPV & RHT etc. shall be carried out.
- (e) In case cube strength is less than 70% of specified strength, then structure shall be rejected (to be dismantled and recast) and thus no payment shall be made.

If, however the Engineer-in-Charge so desires, on critical/ urgent work, additional tests such as UPV, RHT, Core etc. shall be done at the cost of contractor in consultation with FQA to ascertain the quality of cast concrete. On the basis of proposal of site, FQA shall put up their recommendations to Regional-Head regarding acceptance /non-acceptance of concrete based on test results. Regional head shall take further decision on non-accepted works whether the said concrete structure to be retained (with / without strengthening measures) or rejected (to be dismantled and recast).

If strengthening measures are chosen, a strengthening proposal with detailed reasons / justification for not rejecting the concrete shall be submitted to CC -Engg. CC-Engg. will review the strengthening proposal and communicate their approval or revised drawing accordingly.

If structures are retained after strengthening/ rectification measures, All the charges in connection with these additional tests and /or strengthening / rectification work shall be borne by the contractor.

In case such structure is retained, part payment shall be paid as indicated in the payment procedure.

(ii) Acceptance of Core test results:

In case of nominal mix, Acceptance of Concrete Core test results (In case of doubt/strength



is less than 70% of specified strength/concrete cube test results not available).

Core test shall be carried out in case of doubt regarding desired compressive strength of concrete used either due to poor workmanship or based on results of cube strength tests/cube test results are not available.

The acceptability criteria adopted for concrete cube test results of Nominal Mix may also be applicable for Core test results.

1.2 Design mix: Concrete Cubes

Acceptable Compressive strength:- Acceptance of Concrete Cube test results considering average value of three specimens.

a) when mean of the group of four (4) non overlapping consecutive test results:
 $\geq f_{ck} + 0.825 \times$ established standard deviation (rounded off to nearest 0.5 N/mm²)
or
 $f_{ck} + 3$ N/mm²

whichever is greater for M 15 and above and Individual test results minimum $\geq f_{ck}-3$ N/mm²

Notes:

- i) In the absence of established value of standard deviation, the values given in Table -8 in IS 456-2000 may be assumed, and attempt should be made to obtain results of 30 samples as early as possible to establish the value of standard deviation.
- ii) For concrete quantity up to 30 m³ (where number of samples to be taken is less than four (4) as per the frequency of sampling given in 15.2.2 of IS 456:2000), the mean test results of all such samples shall be $f_{ck}+4$ N/mm², minimum and the requirement of minimum individuals test results shall be $f_{ck}-2$ N/mm², minimum. However, when number of sample is only one as per 15.2.2 IS 456:2000, the requirement shall be $f_{ck}+4$ N/mm², minimum.

In case cube strength is as per above, then full payment shall be released.

- b) when compressive strength value is in between f_{ck} and $f_{ck}+4/f_{ck}+3$ as applicable, then the payment shall be made as indicated in the payment procedure. No NDT such as UPV & RHT etc. shall be carried out.
- c) However, in invalid results cases, if there are no further samples available, the average of two (2) closest values may be considered for determination of compressive strength as per IS 516 (Part I/Sec I) 2021. The payment shall be made as indicated in the payment procedure.
- d) In cases, compressive strength is less than f_{ck} and acceptance criteria brought out above, the structure shall be rejected.

If, however the Engineer-in-Charge so desires, on critical/ urgent work, additional tests such as UPV, RHT, Core etc. shall be done at the cost of contractor in consultation with FQA to ascertain the quality of cast concrete. On the basis of proposal of site, FQA shall put up their recommendations to Regional-Head regarding acceptance/non-acceptance of concrete



based on test results. Regional head shall take further decision on non-accepted works whether the said concrete structure to be retained (with / without strengthening measures) or rejected (to be dismantled and recast).

If strengthening measures are chosen, a strengthening proposal with detailed reasons / justification for not rejecting the concrete shall be submitted to CC -Engg. CC- Engg. will review the strengthening proposal and communicate their approval or revised drawing accordingly.

If structures are retained after strengthening/ rectification measures, All the charges in connection with these additional tests and /or strengthening / rectification work shall be borne by the contractor.

In case such structure is retained, part payment shall be paid as indicated in payment procedure.

1.3 Design Mix Concrete Core Test: - Acceptance of concrete core test results:(In case of doubt/If strength is less than Fck/ Concrete cube test results are not available)

Core test shall be carried out in case of doubt regarding strength of concrete used either due to poor workmanship or based on results of cube strength tests or less than fck (Characteristic cube compressive strength of concrete)/Concrete cube test results are not available.

If Average value of core specimens is 85% of the specified Grade of concrete and no individual value is less than 75% of the specified Grade of concrete and the same is considered acceptable as per *B-2.5.1 IS 516(Part4):2018*.

Any compressive strength deviation from the above, the acceptance/rejection procedure has been elaborated in Payment procedure.

- 1.4** No NDT (RH & UPV testing) test is required if concrete cube strength found in between 70% to 100 % for nominal mix and in between FCK and FCK+3/FCK+4 (as applicable) for design mix. However, If applicable, the NDT (UPV & RH testing) test is to be carried out and accepted as per latest IS 516 (Part-5, Sec-1)/516 (Part-5, Sec-4).

2.0 Payment Procedure:

For all RCC structures (such as Foundation Pad, Pile Cap & Pedestal, Roads/Drains/ Column / Chimney/ Cable Trenches/ Firewall/ Boundary wall panels, Beams, Columns & Slabs of Buildings)

2.1 Payment Procedure (Other than Pile): In case of Nominal Mix

For Concrete Cubes and Cores (Core shall be extracted in case of doubt/If specified strength is less than 70%, in average and individual/ Concrete cube test results are not available)

Acceptable Compressive strength- As per specified strength of concrete.

- a) when Concrete cube or core strength equal or more than specified strength of Concrete, Full payment shall be applicable



- b) when Concrete cube or core strength lies in between 70-100% of the specified strength of Concrete then payment shall be released on prorata basis for concrete portion and full payment shall be made on other components such as excavation, PCC, Reinforcement steel, Shuttering as applicable.
- c) when Concrete cube or core strength is less than 70% of specified strength of Concrete, the Engineer-in-Charge shall reject the defective portion of work represented by sample and no payment shall be made for the rejected work inclusive of concrete, reinforcement steel, PCC, excavation etc.
- d) If, however the Engineer-in-Charge so desires, on critical/ urgent work, additional tests such as UPV, RHT, Core etc. shall be done at the cost of contractor in consultation with FQA to ascertain the quality of cast concrete. On the basis of proposal of site, FQA shall put up their recommendations to Regional-Head regarding acceptance /non-acceptance of concrete based on test results. Regional head shall take further decision on nonaccepted works whether the said concrete structure to be retained (with / without strengthening measures) or rejected (to be dismantled and recast).

If strengthening measures are chosen, a strengthening proposal with detailed reasons / justification for not rejecting the concrete shall be submitted to CC-Engg. CC-Engg. will review the strengthening proposal. and communicate their approval or revised drawing accordingly.

If structures are retained after strengthening/ rectification measures, All the charges in connection with these additional tests and /or strengthening / rectification work shall be borne by the contractor.

In case such structure is retained, no payment shall be made for concreting & full payment of other components such as excavation, PCC, Reinforcement steel, shuttering if applicable as per original approved drawing/BOQ shall be made.


2.2 Payment procedure (Other than Pile) in case of Design Mix: Concrete Cubes

- a) when mean of the group of four (4) non overlapping consecutive test results:
 $\geq fck + 0.825 \times \text{established standard deviation (rounded off to nearest } 0.5 \text{ N/mm}^2)$
or
 $fck + 3 \text{ N/mm}^2$

whichever is greater for M 15 and above and Individual test results minimum $\geq fck-3 \text{ N/mm}^2$

Notes:

- i) In the absence of established value of standard deviation, the values given in Table -8 in IS 456-2000 may be assumed, and attempt should be made to obtain results of 30 samples as early as possible to establish the value of standard deviation.
- ii) For concrete quantity up to 30 m³ (where number of samples to be taken is less than four (4) as per the frequency of sampling given in 15.2.2 (Table 11) of IS 456:2000), the mean test results of all such samples shall be $fck+4 \text{ N/mm}^2$, minimum and the requirement of minimum individuals test results shall be $fck-2 \text{ N/mm}^2$, minimum. However, when number of sample is only one as per 15.2.2 IS 456:2000, the requirement shall be $fck+4 \text{ N/mm}^2$, minimum.



In case cube strength is as per above, then full payment shall be released.

- b) when compressive strength value is in between f_{ck} and $f_{ck}+4/f_{ck}+3$ as applicable, then the payment shall be released on prorata basis for concrete and full payment shall be made towards excavation, PCC, Reinforcement steel, Shuttering as applicable as per drawing/BOQ. No NDT such as UPV & RHT etc shall be carried out.
- c) However, in invalid results cases, if there are no further samples available, the average of two (2) closest values may be considered for determination of compressive strength as per IS 516 (Part I/Sec I) 2021. In such cases when the compressive strength meets the specified strength of Concrete, payment for concrete portion shall be released on prorata basis and full payment on other components such as towards excavation, PCC, Reinforcement steel, Shuttering etc shall be made.
- d) In cases, compressive strength is less than f_{ck} and acceptance criteria brought out above, the structure shall be rejected.

If, however the Engineer-in-Charge so desires, on critical/ urgent work, additional tests such as UPV, RHT, Core etc. shall be done at the cost of contractor in consultation with FQA to ascertain the quality of cast concrete. On the basis of proposal of site, FQA shall put up their recommendations to Regional-Head regarding acceptance /non-acceptance of concrete based on test results. Regional head shall take further decision on non-accepted works whether the said concrete structure to be retained (with / without strengthening measures) or rejected (to be dismantled and recast).

If strengthening measures are chosen, a strengthening proposal with detailed reasons / justification for not rejecting the concrete shall be submitted to CC -Engg. CC, Engg. will review the strengthening proposal and communicate their approval or revised drawing accordingly.

If structures are retained after strengthening/ rectification measures, All the charges in connection with these additional tests and /or strengthening / rectification work shall be borne by the contractor.

In case such structure is retained, no payment shall be made for concreting & full payment of other components such as excavation, PCC, Reinforcement steel, shuttering if applicable as per original approved drawing/BOQ shall be made.

2.3 Payment procedure (Other than Pile) in case of Design Mix: Concrete Cores

Concrete Cores (Core shall be extracted In case of doubt/If specified strength is less than f_{ck} , Concrete cube test results are not available)

The payment procedure for core test results is detailed below:

- i) When equivalent cube strength is equal/more than $f_{ck}+4/f_{ck}+3$ as applicable, then full payment shall be made.
- ii) When equivalent cube strength is in between f_{ck} and $f_{ck}+4/f_{ck}+3$ as applicable/When equivalent cube strength is in between 85% f_{ck} and no individual value is less than 75% of the specified Grade of concrete, the same is considered acceptable, prorata payment for concrete portion and full payment shall be made on other components such as excavation, PCC, Reinforcement steel, Shuttering as applicable.



- iii) In case equivalent cube strength is less than 85%fck and/or an individual core has a strength less than 75%, then structure shall be rejected and thus no payment shall be made.

If, however the Engineer-in-Charge so desires, on critical/ urgent work, additional tests such as UPV, RHT, Core etc. shall be done at the cost of contractor in consultation with FQA to ascertain the quality of cast concrete. On the basis of proposal of site, FQA shall put up their recommendations to Regional-Head regarding acceptance /non-acceptance of concrete based on test results. Regional head shall take further decision on nonaccepted works whether the said concrete structure to be retained (with / without strengthening measures) or rejected (to be dismantled and recast).

If strengthening measures are chosen, a strengthening proposal with detailed reasons / justification for not rejecting the concrete shall be submitted to CC -Engg. CC, Engg. will review the strengthening proposal. and communicate their approval or revised drawing accordingly.


If structures are retained after strengthening/ rectification measures, All the charges in connection with these additional tests and /or strengthening / rectification work shall be borne by the contractor.

In case such structure is retained, no payment shall be made for concreting & full payment of other components such as excavation, PCC, Reinforcement steel, shuttering if applicable as per original approved drawing/BOQ shall be made.

3.0 Acceptance Criteria & Payment procedure for Pile Foundations (Design Mix)

- (i) In case of Pile foundation, when value of Average cube strength is $fck+0.825 \times \text{Standard Deviation}$ or $fck+4/fck+3$ as applicable whichever higher, then Full payment shall be applicable.
- (ii) when value of Average cube strength is equal to or more than fck but less than $fck+0.825 \times \text{Standard Deviation}$ or $fck+4/fck+3$ as applicable which ever greater, then payment shall be released on prorata basis for concrete portion and full payment shall be made to all other components such as boring, SPT, Reinforcement steel, MS Liner, as applicable as per drawing/BOQ.
- (iii) However, in invalid result cases, if there is no further samples available, the average of two (2) closest values may be considered for determination of compressive strength as per IS 516 (Part 1/Sec 1) 2021. In such cases when the compressive strength meets the specified strength of Concrete, payment for concrete portion shall be released on prorata basis and full payment on other components such as towards boring, Reinforcement steel, MS Liner, SPT etc as applicable shall be made.
- (iv) In case compressive strength of cubes observed is less than fck , Vertical load test (routine test) shall be carried out in Pile foundations of Switchyard / Transmission lines wherever applicable in consultation with Engineering to ascertain the capacity of pile as per IS 2911(Part IV). If the test result is meeting the codal requirement, then 50 % payment shall be made for concrete & full payment shall be made towards Boring, Reinforcement steel, SPT, MS Liner as applicable in line with original approved drawings/BOQ.

Alternatively, for Transmission Line cases, if Head of the Region so desires, the proposal may be examined by Engineering for acceptance after carrying out suitable remedial measures including strengthening/ OR if structures are retained after due approval from



Engineering without any rectification. In such cases, 50% payment shall be made for concrete & full payment shall be made towards Boring, Reinforcement steel, SPT, Liner as applicable in line with approved drawings/BOQ.

- (v) If compressive strength of cube of piles observed is less than fck & not technically meeting /cleared by Engineering as brought out above, the structure shall be rejected and then no payment shall be paid for the rejected pile inclusive of concrete, boring, reinforcement steel, MS Liner etc.

4.0 General Notes: -

- i) In case only one set of cube results are available for a location and results are found to be less than 70% of specified strength in case of Nominal Mix, all four legs of the location shall be analyzed as per the procedure as indicated in acceptance criteria.
- ii) However, in case of locations where two or more set of cube results are available and results are found less than 70% of specified strength, in case of Nominal mix, then only one pit shall be excavated at a time (utmost care shall be taken to avoid any damage to concrete surface or disturb undercut zones of foundation) and analyzed those legs as per the procedure as indicated in acceptance criteria.
- iii) The calibration certificate of the rebound hammer should be checked before commencement of a test.
- iv) NDT (UPV & Rebound Hammer Test) or Core Test shall be conducted by POWERGRID approved laboratory. The lab shall be entrusted to carry out the testing which shall be witnessed by Site/FQA executive. The laboratory shall submit the report containing the UPV & Rebound Hammer Test or CoreTest results along with the field data.
- v) Acceptance criteria of construction materials shall be as per SFQP/relevant IS codes.
- vi) For core testing at least three specimens are required as per IS:516(Part-4). While extracting cores, four to five specimens may be taken from the foundation pads (uniformly distributed) such that three sound specimen may be used for testing. Otherwise repeat test shall be made. If cores of sufficient length cannot be extracted for testing due to poor quality of concreting/workmanship etc. as per IS: 516(Part-4), the foundation shall be treated as rejected.
- vii) When core test is carried out, technical acceptance and commercial implications shall be governed solely on the basis of core test results. This shall be applicable for both nominal and design mix concrete.
- viii) For additional structures/piles if any installed in lieu of rejected structure/pile, no payment shall be made for the rejected pile and the additional pile shall be dealt as per the provisions of Contract.
- ix) Generally, Core test should not be repeated after completion and availability of test reports for the same structure of the same batch of concrete.
- x) No core extraction/test is permitted in case of pile foundations
- xi) The provision of additional 5% Core testing as mentioned in SFQP's stands deleted.

